
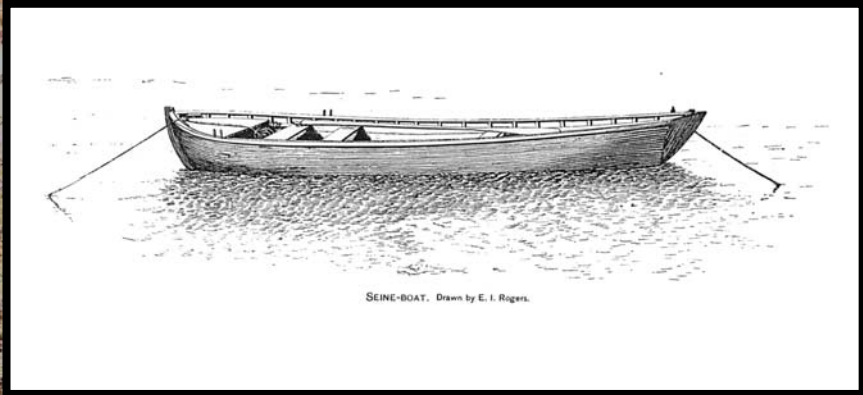
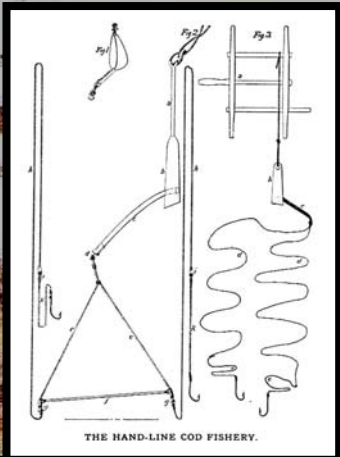
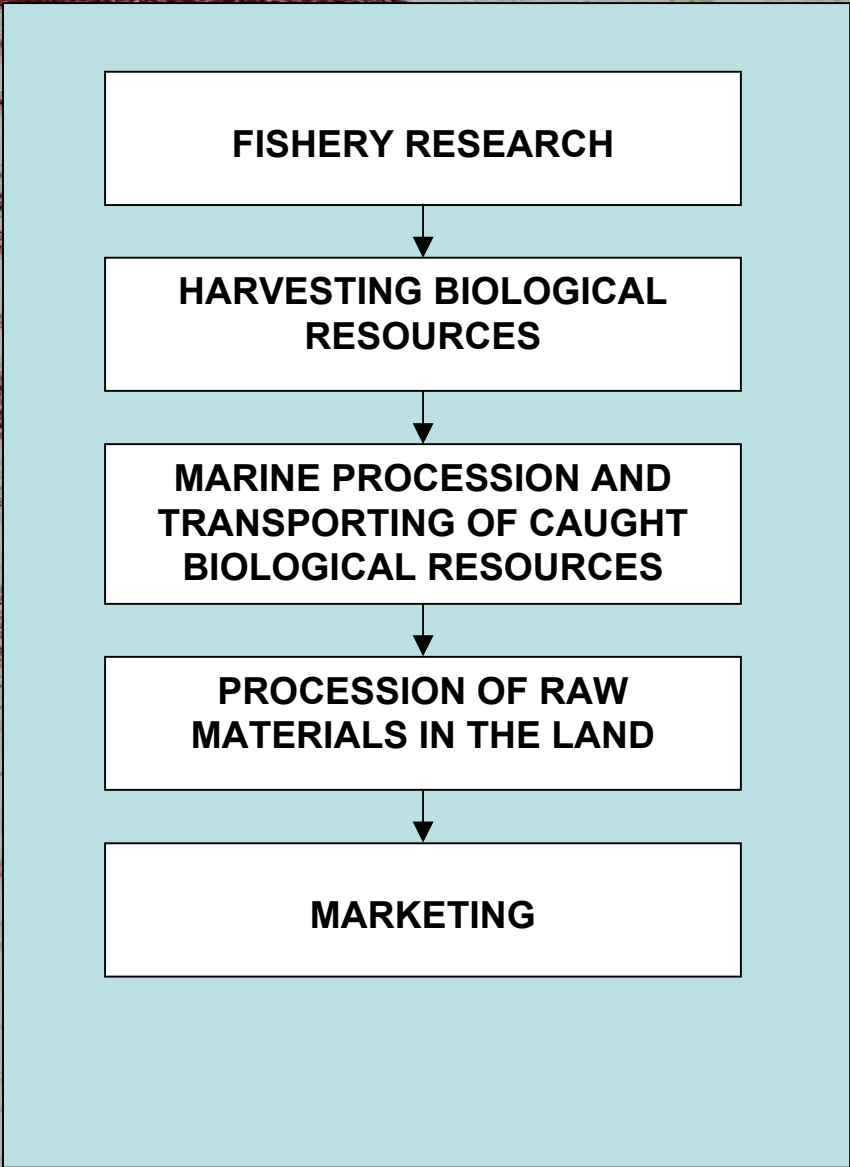





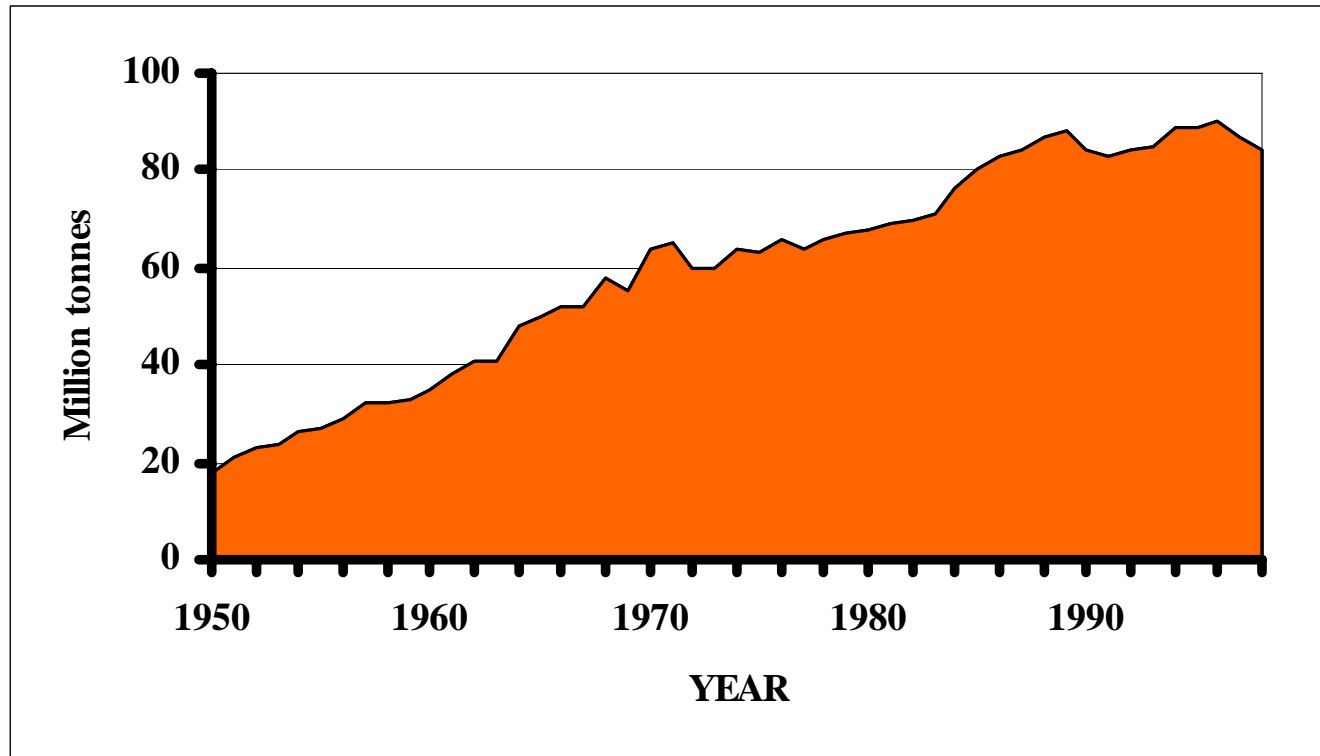
THE SYSTEM OF DATA COLLECTION IN THE BARENTS SEA BY THE OBSERVERS FROM PINRO

Yu.M. Lepesevich, K.V.Drevetnyak, A.P.Pedchenko





World Fisheries Production 1950-1998



(FAO):

1997 - 40% - commercial fish stocks still have potential for fishery;

60% - overexploited or harvested at a maximum yield;

2000 - 25 % - commercial fish stocks still have potential for fishery

75% - overexploited or harvested at a maximum level;

**SCIENTIFIC RESEARCH
PROTECTION OF BIOLOGICAL RESOURCES**

HARVESTING

**PROCESSION ON BOARD AND
TRANSPORTATION OF TAKEN
BIOLOGICAL RESOURCES**

**PROCESSING OF THE RAW
MATERIAL IN THE SHORE**

MARKETING



Federal Law “On fisheries and conservation of aquatic biological resources” No.166 of 20 December 2004.

Decisions of the annual meetings of the Joint Russian-Norwegian Fisheries Commission.

Regulations of the government of the Russian Federation No.704 “On the quotas for harvesting aquatic biological resources” of 20 November 2003.



Regulations of the government of the Russian Federation No.704 “On quotas for harvesting aquatic biological resources” of 20 November 2003.



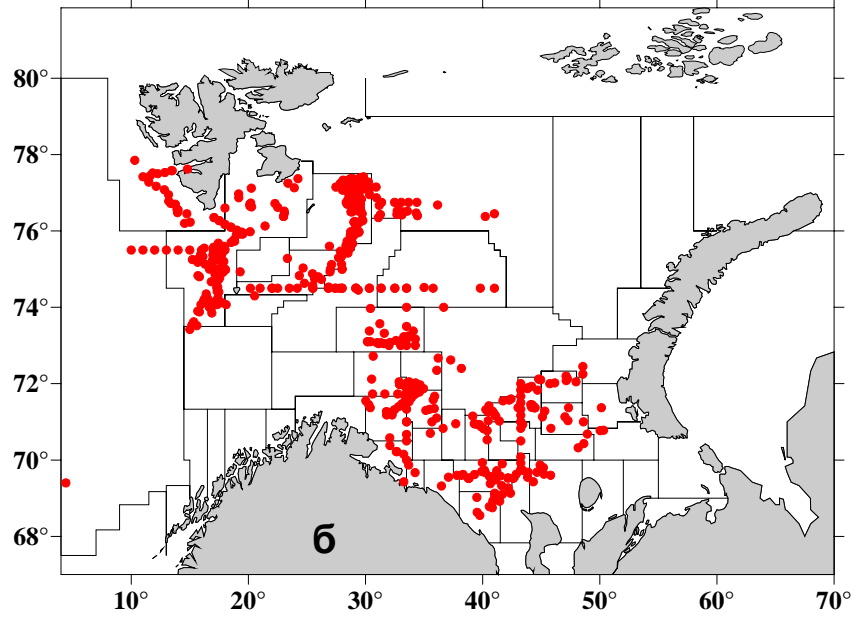
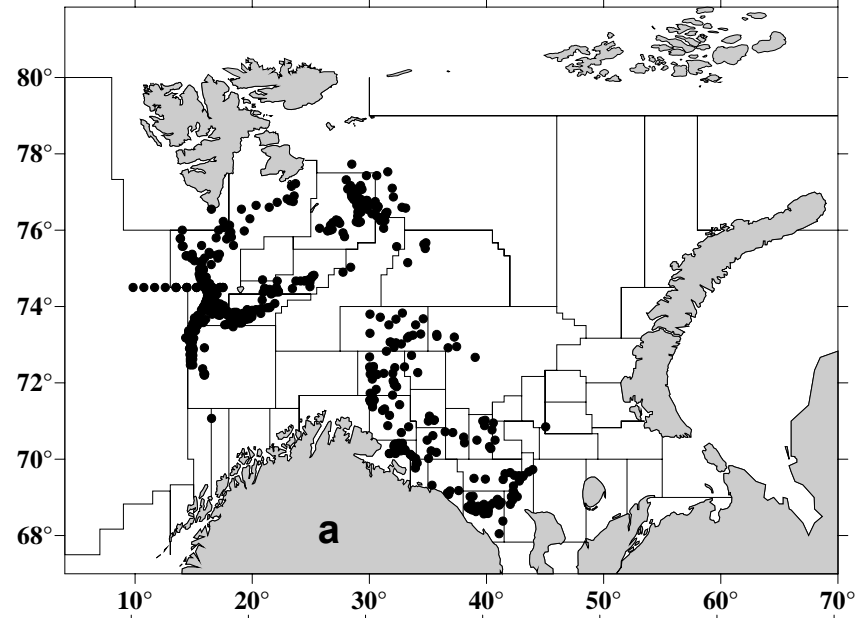
Federal Law “On fisheries and conservation of the aquatic biological resources” No.166 of 20 December 2004

Decisions of the annual meetings of the Joint Russian-Norwegian Fisheries Commission



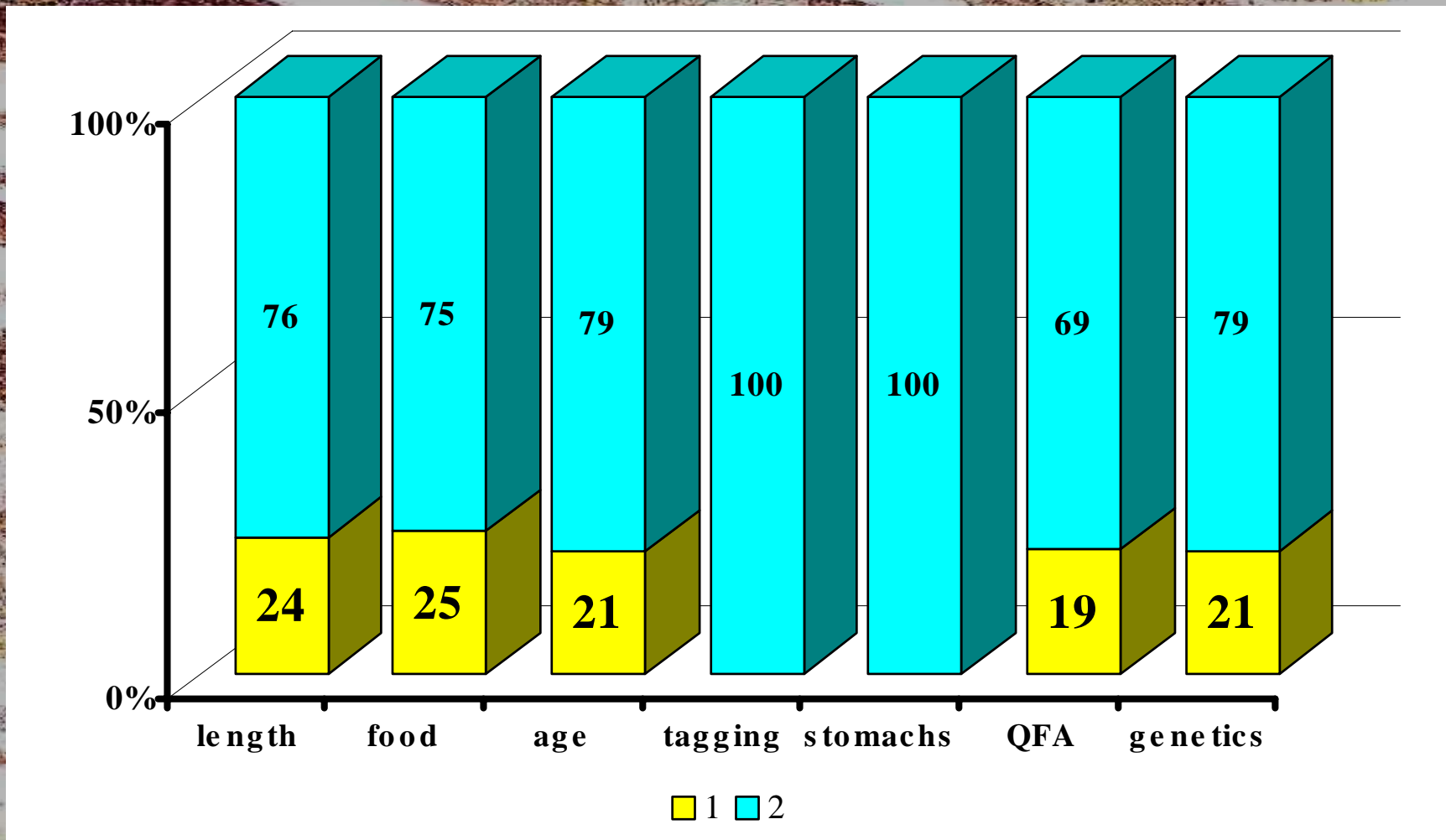
Number of hydrographic stations made by observers from PINRO aboard fishing vessels in 2003 and 2004

	2003		2004	
	Number	%	Number	%
According to Regulations No. 704	40	7	78	12
According to the fishery program of JRNFC	516	93	550	88
TOTAL	556	100	628	100

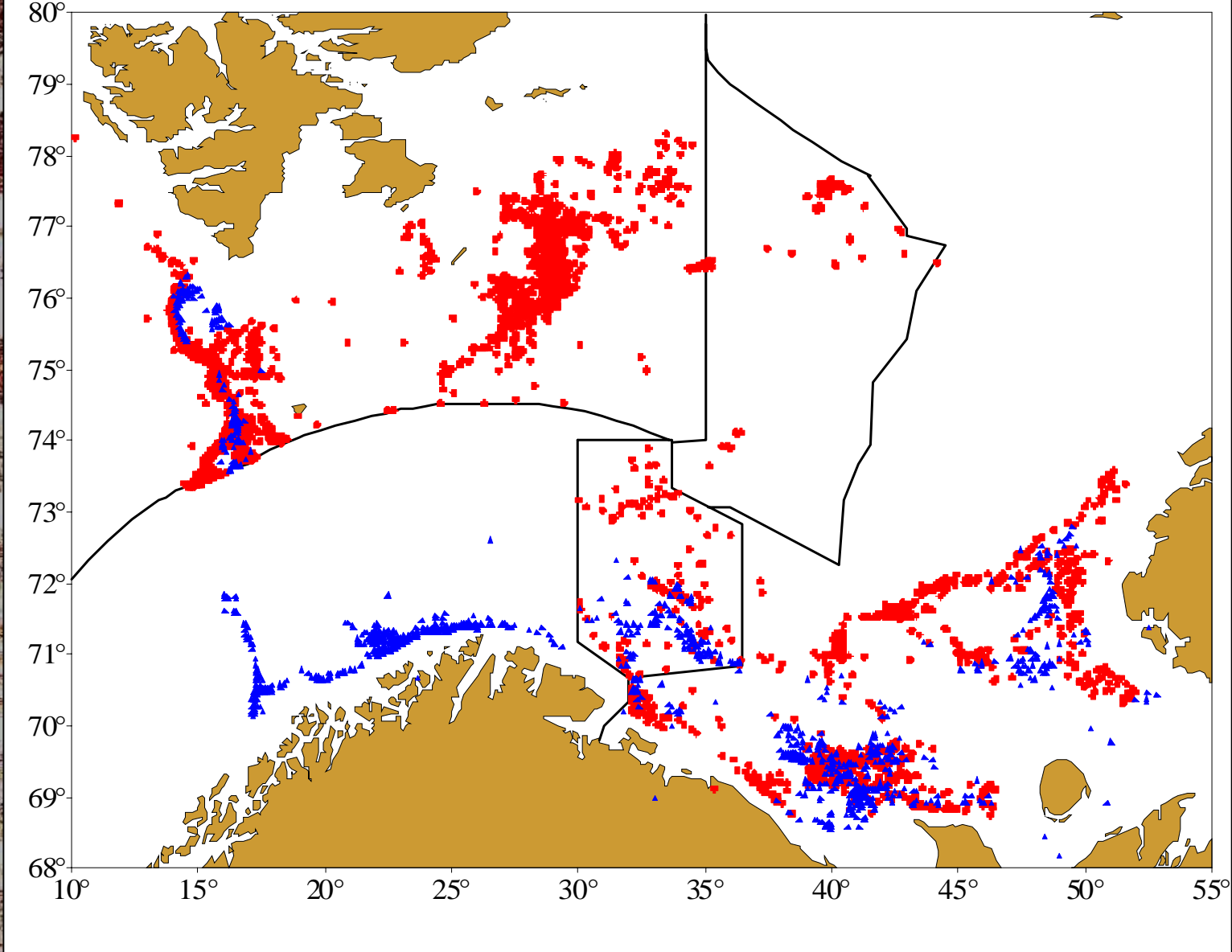


Hydrographic stations made by exploratory vessels in the Barents Sea in 2003 (a) and 2004 (b)

ICES areas	Data collected						
	Measurement	Feeding	Age	Tagging	Stomachs	QFA	Genetics
Implementing Regulations No.704 (January-August)							
I	113214	14081	1776	-	-	1320	-
II-a	70371	6776	1814	-	-	1665	100
II-b	38282	2950	550	-	-	575	-
Total	221867	23807	4140	-	-	3560	100
According to the Protocol of the 33d meeting of the JRNFC (September-December)							
I	298688	29671	7164	-	-	5056	300
II-a	19212	1844	233	-	150	235	-
II-b	402085	40554	7924	915	-	7579	75
Total	719985	72069	15321	915	150	12870	375
TOTAL							
I	411902	43752	8940	-	-	8630	300
II-a	89583	8620	2047	-	150	1900	100
II-b	440367	43504	8474	915	-	8154	75
Total	941852	95876	19461	915	150	18684	475



Some fishing and biological data from cruises made in accordance with Regulations No.704 (1) and when taking scientific quotas (2) in the total volume of data collected in 2004.



Operation areas of the vessels with observers when implementing Regulations No.704 (dark-blue colour) and the Program of JRNFC (red colour) in 2004

